

How to take a Shield Test!



We are taking a Shield test to check for COVID,
and to keep us safe!



I will leave my classroom and go with an adult to take the test.



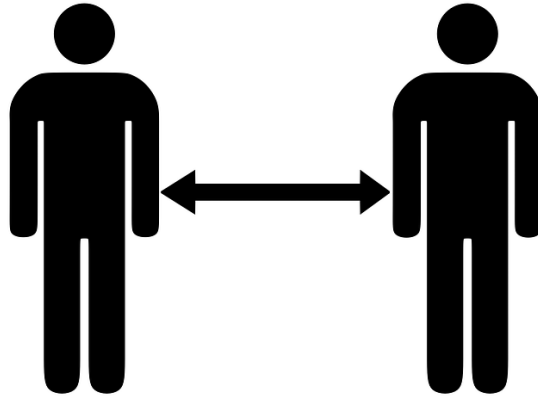
I will need to sanitize my hands to make sure they are extra clean.



I will get a tube with a funnel.




I will walk to a specific spot to take the test, away from other people.



My job is to drool into the tube. I need to drool enough to get to the line. I only drool into the tube, not anywhere else.



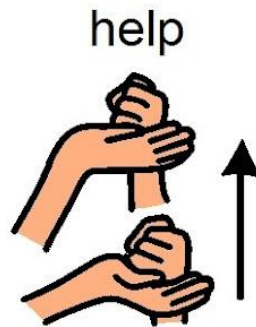

When I drool into the tube I can move my mask so I can drool easier into the tube.



If I'm having a hard time getting enough drool I can think of my favorite food, and that might help!



I may need help holding the tube or help from an adult. I can ask for help!



When I am done I will give the tube to an adult
and they will store the tube so it can get tested.



I will sanitize my hands when I'm done. Then go back to class.

